





UPF Housekeeping



Preparer:	 Mark W. Murdock UPF Issues Management	03/10/22
		Date
Approval:	 Kieran S. Kelly UPF ES&H Manager, BNI	03/10/22
		Date
	 David M. Cortazzo UPF Construction Quality Control Manager	03/10/22
		Date
	 Robert S. Solberg UPF Site Manager	03/10/22
		Date
		04/11/22
		Effective Date

<p>RC-UPF DMC 03/10/22 15:24</p>

REVISION LOG

Revision 4

 Intent Non-Intent

- These changes are in response to Condition Report 25774-000-GCA-GAM-03140, *Failure to Remove Housekeeping Discrepancy Documentation Requirements from All Applicable Sections of Procedure Resulted in Noncompliances (ISR-QA-801768-FY21-026)* and Condition Report 25774-000-GCA-GAM-03423, *Weakness: Y17-95-64-837 Unclear on Requirements Regarding Changing Housekeeping Designations – MPB (ISR-QA-801768-FY22-002)*:
 - Changed Section 2.4 to read: “The Responsible Superintendent (RS) is responsible for implementing and enforcing the requirements of this procedure for housekeeping requirements. The RS shall determine when work areas and buildings require greater than Zone V (general, unrestricted) housekeeping restrictions based on the presence of stored or staged equipment/materials and the nature of nearby work activities (see NOTES under Table 2) The RS shall be responsible for performance of housekeeping monitoring as required by Section 3.10, Monitoring Activities, and may designate one or more individual to perform housekeeping inspections.”
 - Added “vaping or drinking” to last line of Table 2
 - Added notes under Table 2 as follows:
 - “Zone V areas are NOT required to be posted since they fall under general, unrestricted housekeeping requirements”
 - “Through the course of Construction execution, in order to prepare for full implementation, the RS may progressively incorporate the requirements of more restrictive zones prior to officially designating the zone (i.e., in transitioning from V to IV, the RS may eliminate food first, then all drinks except drinking water, and only eliminate consumption of drinking water where and when necessary)”
 - “The RS (1) may enforce a more restrictive zone designation for a building, floor within a building, or an area on a floor based on the type of equipment or material being protected, (2) may use barricades to isolate floors within a building or areas on a floor, and (3) shall post signs designating the proper zone. Requirements of UPF-CP-214, Barricades and Signs, shall be followed, using RESTRICTED AREA signs including the zone designation and words specific to the restriction such as NO TOBACCO USE, EATING, OR DRINKING. For Zone IV, areas where drinking water is allowed inside buildings will be designated by the RS”
 - Changed Section 3.10.2 to read: “Zones I and II shall have the accountability log monitored daily by the RS and QC shall complete a form CFN-1037, UPF Housekeeping Monitoring Report, weekly; Zone III shall be managed as part of daily duties by the RS (or designee)
 - and Quality Control shall perform a monthly surveillance and document it on form CFN-1037. Zones IV and V require no documentation and shall be managed as part of daily duties by the Responsible Superintendent (or designee).”
 - Changed Section 3.10.4 to read: “Housekeeping discrepancies for Zones I and II, which indicate a potential loss of cleanliness, shall be documented on a Nonconformance Report (NCR) in accordance with Y17-95-64-804. Discrepancies for Zone III shall be identified on form CFN-1037, in the comments section, and a copy shall be provided to the RS. Discrepancies not corrected during monitoring shall be documented on an NCR in accordance with Y17 95 64-804”
 - Inserted a Note following Section 3.10.4, which reads: “Construction site roads, access ways, and ramps are inspected monthly by a team consisting of Distribs superintendents and BNI ES&H personnel as part of the Zero Incident Program walkdown. Any issues identified which are not corrected on the spot are added as open items to the ES&H Corrective Action Log and maintained until closure of the actions. A summary of observations made are presented in the ES&H Safety Council meeting each month.”
- This revision incorporates the changes identified in and supersedes PRCN-Y17-95-64-837-R03-01, driven by CR 01820, and PRCN-Y17-95-64-837-R03-02, driven by CR 02599

UPF Housekeeping

- No forms have been edited as part of this revision
- Updated Records section verbiage and changed records table quality types from QA-L to QA-NP
- An evaluation determination has been performed confirming this Procedure does implement requirements tracked in the Programmatic Requirements Management System (PRMS)
- Updated to the current procedure template

Revision 3 Intent Non-Intent

- Incorporated sections from UPF-CP-201, General Housekeeping. This procedure supersedes UPF CP-201.
- Addressed and incorporated comments from the Functional QC Procedure Readiness Assessment.
- Removed parts referencing CFN-1036. This issuance of this procedure renders CFN-1036, UPF Cleaning Placard (obsolete).
- Updated to the current procedure template – revision bars used.

Previous revisions on record

CONTENTS

1.0 INTRODUCTION.....	5
1.1 Purpose.....	5
1.2 Scope.....	5
1.3 UPF Graded Approach to Quality	5
2.0 RESPONSIBILITIES	5
2.1 Site Manager.....	5
2.2 Project Field Engineer	5
2.3 Project Field Superintendent.....	6
2.4 Responsible Superintendent.....	6
2.5 Construction Quality Control.....	6
2.6 Environmental, Safety, and Health Representative.....	6
2.7 Employee (Non-Manual and Manual).....	6
3.0 PROCESS.....	7
3.1 Minimum Cleaning Requirements.....	7
3.2 General Requirements.....	9
3.3 Housekeeping Zone V	9
3.4 Housekeeping Zone IV	10
3.5 Housekeeping Zone III.....	10
3.6 Housekeeping Zone II.....	11
3.7 Housekeeping Zone I.....	11
3.8 Foreign Material Exclusion.....	11
3.9 Restriction List.....	12
3.10 Monitoring Activities.....	13
3.11 Control of Temporary Material	14
4.0 Records.....	14
5.0 References.....	14
5.1 Source References.....	14
5.2 Interfacing References.....	15
6.0 Supplemental information	15
APPENDIX A Acronyms and Definitions	16

1.0 INTRODUCTION

1.1 Purpose

This Procedure defines the work process for Zone Area housekeeping, Foreign Material Exclusion (FME), and general safety housekeeping requirements at the Uranium Processing Facility (UPF) construction site and provides direction for their implementation.

This procedure invokes the requirements and standards set forth by the American Society of Mechanical Engineers (ASME) in NQA-1-2008, *Quality Assurance Requirements for Nuclear Facility Applications*, Part II, Subpart 2.3, "Quality Assurance Requirements for Housekeeping at Nuclear Power Facilities," and general housekeeping requirements set forth by the Occupational Safety and Health Administration (OSHA) in 29 CFR 1910, *Occupational Safety and Health Standards*, and 29 CFR 1926, *Safety and Health Regulations for Construction*.

1.2 Scope

This Procedure applies to all construction housekeeping activities under the administrative control of the UPF Project. Applicability to subcontractor employees is as specified in subcontract language.

Deficiencies identified for Zones 1 and 2 shall be controlled in accordance with Y17-95-64-804, *UPF Construction Nonconformance Reporting and Control*.

NOTE: *System internal cleanliness requirements are addressed in Y17-95-64-835, UPF Piping System Cleanliness.*

1.3 UPF Graded Approach to Quality

Construction execution of a graded approach to quality for inspections and tests will be implemented in accordance with Y17-95-64-807, *UPF Construction Quality Control Process for Inspection, Testing, and Inspection Records*. The quality level will dictate the required level of inspection and the degree of independence of the inspection.

Refer to Y17-95-64-807 for information regarding quality-level descriptions and the Technical Evaluation of Critical Attributes and Mitigation (TECAM) process used to identify and document critical attributes and acceptance methods.

2.0 RESPONSIBILITIES

2.1 Site Manager

The Site Manager is responsible for ensuring the requirements of this Procedure are properly implemented.

2.2 Project Field Engineer

The Project Field Engineer (PFE) is responsible for ensuring the requirements of this Procedure are properly implemented, and is responsible for supervising the field engineering personnel providing technical support of installation operations.

2.3 Project Field Superintendent

The Project Field Superintendent (PFS) is responsible for housekeeping on the Project site and on the grounds under the care and control of Construction.

2.4 Responsible Superintendent

The Responsible Superintendent (RS) is responsible for implementing and enforcing the requirements of this procedure for housekeeping requirements. The RS shall determine when work areas and buildings require greater than Zone V (general, unrestricted) housekeeping restrictions based on the presence of stored or staged equipment/materials and the nature of nearby work activities (see NOTES under **Table 2**) The RS shall be responsible for performance of housekeeping monitoring as required by **Section 3.10, Monitoring Activities**, and may designate one or more individual to perform housekeeping inspections.

2.5 Construction Quality Control

Construction Quality Control is responsible for completing a CFN-1037, *UPF Housekeeping Monitoring Report*, weekly for Zones I and II, and for performing a surveillance of Zone III and completing a CFN-1037 monthly for Zone III.

2.6 Environmental, Safety, and Health Representative

The Environmental, Safety, and Health (ES&H) Representative has the responsibility of compliance oversight with this procedure through periodic field inspections, and is responsible for providing technical advice, interpretations, and oversight with regard to environmental, safety, and health requirements referenced in this Procedure.

2.7 Employee (Non-Manual and Manual)

All Project non-manual and manual employees are responsible for implementing housekeeping in their work areas and notifying Project management of inadequate or dangerous housekeeping.

UPF Housekeeping

3.0 PROCESS

3.1 Minimum Cleaning Requirements

Table 1. Minimum Cleaning Requirements

Description	Light Cleaning	Heavy Cleaning	Sanitized Cleaning	Remarks
Common Office Space	Daily	Weekly		
Personal Office Space	End of Shift <i>(by employee; includes desks and work area, but not floor)</i>	Weekly		
Restrooms with running water			Each Shift	Hot water shall be provided in these facilities.
Restrooms without running water (<i>portable toilets</i>) with Hand Sanitizing Station Adjacent			Weekly <i>(or after being topped)</i>	Usage may require more frequent cleaning. Facilities designated for women's use should be marked as such and kept locked. All women on the Project should have a key for these facilities.
Informal Cooking/Eating Areas <i>(contract and non-contract)</i>		Each Shift	Daily	Each employee shall be responsible for cleaning and stowing personal items, as well as keeping refrigeration units clean and emptied of unused items.
Ice Machines		Weekly <i>(outside and accessories)</i>	Every six months minimum <i>(see Remarks)</i>	To be cleaned, thawed, drained, sanitized, and secured <i>(all in accordance with the manufacturer's guidance)</i> .

UPF Housekeeping

Description	Light Cleaning	Heavy Cleaning	Sanitized Cleaning	Remarks
Smoking Areas	Daily			Ash and butt receptacles at designated (<i>posted</i>) locations only to be provided, and shall be used.
Permanent Plant Open-Craft Work Areas	Each Shift <i>(or at task completion)</i>			
Permanent Plant Enclosed-Craft Work Areas <i>(motor control centers, pump rooms, water treatment rooms, etc.)</i>	Each Shift	Weekly		Wet-mopping depends on floor type.
Permanent Plant Environmentally Controlled Craft Work Areas <i>(offices, control rooms, warehouse areas, etc.)</i>	Each Shift	Weekly		Wet-mopping depends on floor type.
Temporary Open-Craft Work Areas <i>(shed-style covered areas, open laydown areas, etc.)</i>	Each Shift			
Temporary Enclosed-Craft Work Areas <i>(temporary shops, warehouse areas, etc.)</i>	Each Shift			
Coolers used for drinking water	Weekly			Wipe with clean cloth inside and out.

<i>UPF Housekeeping</i>

3.2 General Requirements

- 3.2.1** Employees shall be instructed as to the importance of good ES&H housekeeping during the Site Orientation. These instructions shall be documented under the manual and non-manual training program.
- 3.2.2** Unless otherwise indicated, all housekeeping zones shall be categorized as Zone V. When the category is other than Zone V, the appropriate housekeeping zone shall be either posted prominently in the facility by signage, or shall be denoted in Construction Work Packages.
- 3.2.3** Documents CFN-1038, *UPF FME Monitor Checklist - FME Monitor Briefing Sheet*, and CFN-1039, *UPF Personnel, Material, and Tool Log (PMTL)*, shall be utilized as designated by CFN 1040, *UPF Foreign Material Exclusion Checklist*, and **Section 3.9, Restriction List**.
- 3.2.4** As work progresses, housekeeping zones may be reclassified to be compatible with the work being performed at the time. The zones shall use natural or installed barriers, or shall be designated by signs for Zones I, II, III, or III.
- 3.2.5** Five cleanliness zones are described in the following paragraphs. Zone V is for unrestricted construction areas requiring good housekeeping practices only. Zones IV, III, II, and I are increasingly restrictive. The FME Zone requirements **SHOULD NOT** be confused with the system internal cleanliness requirements and classifications. These two are separate requirements and are used together to prevent foreign material intrusion.
- 3.2.6** Refer to Y17-95-64-847, *UPF Field Material Control and Traceability*, for information regarding handling and control of material.

3.3 Housekeeping Zone V

Zone V designates unrestricted construction areas requiring good housekeeping practices, such as the following:

- 3.3.1** Materials, tools, and construction equipment shall be stored in an orderly manner. Small items should be stored in containers, whenever practical. Free access to Plant communications and fire protection equipment shall be maintained for use in emergencies. A minimum 36 inches of clearance shall be maintained around Plant communications and fire protection equipment. A minimum 18 inches of clearance shall be maintained around building fire protection sprinkler and smoke detection systems.
- 3.3.2** There shall be no excessive waste or debris on floors, obstacles in passageways, oil hazards, or excessive water or dust.
- 3.3.3** Covers shall be in place on pipe, and equipment openings shall be closed, as appropriate. Burning and welding safety precautions shall be practiced; welders shall use stub buckets. A qualified Fire Watch and/or Hot Work Permit is required, as applicable to Y17-95-64-877, *UPF Hot Work Permit*.

<i>UPF Housekeeping</i>

- 3.3.4** Waste disposal containers must be provided in adequate quantities and at convenient locations where workers can use them with minimum effort. They should be located where a container fire would not affect other items.
- 3.3.5** All hazardous materials shall be stored in labeled containers suitable for this purpose in accordance with UPF-CP-202, *UPF Hazard Communication Program*, and UPF-CP-211, *Fire Prevention and Protection*.
- 3.3.6** Protruding objects must be cleared from work areas and passageways, or personnel protection shall be provided.
- 3.3.7** Combustible debris (e.g., solvent rags, empty flammable cans, etc.) must be stored in specially identified, fireproof, covered containers. Containers storing solvent rags shall be emptied or removed each day.
- 3.3.8** Sanitary facilities shall be maintained and cleaned at intervals appropriate for the location and use (See **Table 1**).
- 3.3.9** Smoking is prohibited in the following areas:
- Within 25 feet of entrances, exits, windows that can be opened, and ventilation intakes serving an enclosed area where smoking is prohibited
 - Enclosed work areas, restrooms, conference rooms, classrooms, break rooms, and lunchrooms
 - Government and company vehicles and other common enclosed areas
 - In the vicinity of areas where hazardous operations take place or combustible/flammable materials are present
- 3.3.10** “NO SMOKING” signs shall be posted in areas near hazardous operations or combustible/flammable materials.

3.4 Housekeeping Zone IV

Zone IV housekeeping requirements are the same as Zone V, with the following additions:

- 3.4.1** Use of tobacco (smoking, vaping, or any other use of tobacco products) is prohibited.
- 3.4.2** Eating and drinking are prohibited.

3.5 Housekeeping Zone III

Zone III applies primarily to internal work in tanks, vessels, and restricted areas, where the configuration of the equipment could conceal a dropped part or tool. These areas are less restrictive than Zones I and II, but require access control over personnel and materials. The housekeeping requirements are the same as Zone IV, with the following additions:

- 3.5.1** All personnel entrances into the area shall be posted as FME Zones.

<i>UPF Housekeeping</i>

- 3.5.2** The zone number shall be clearly and visibly posted, along with any special restrictions.
- 3.5.3** Identify all materials and tools that will be brought in and removed.
- 3.5.4** Maintain logs for entry and exit of personnel, materials, and tools. See CFN-1039.

3.6 Housekeeping Zone II

The housekeeping requirements are the same as Zone III, with the following additions:

- 3.6.1** Access shall be limited to approved personnel.
- 3.6.2** Material and tools shall be pre-cleaned.
- 3.6.3** Clean gloves, head covers, and shoe covers shall be worn.

3.7 Housekeeping Zone I

As areas requiring the highest order of cleanliness, these shall be equipped with a clean clothing change facility at the vestibule or entrance. Such areas shall provide for complete change of outer clothing by personnel. Zone I housekeeping requirements are the same as Zone II, with the following additions:

- 3.7.1** Clean clothing change facility shall be provided for complete change of outer clothing by personnel, including the use of shoe covers, head covers, and gloves.
- 3.7.2** Filtered air shall be provided.

3.8 Foreign Material Exclusion

- 3.8.1** Access Control: maintaining personnel and material accountability in a work area (see CFN-1039 for PMTL).
- 3.8.2** Fail Safe: introducing any item into a system or component should not result in any damage, and the item must be easily retrieved. Materials such as tools and eyeglasses can be made Fail Safe for the purpose of this definition by securing them with lanyards.
- 3.8.3** FME Cover: a device installed outside a system for sealing and protecting the system (or component) from the introduction of foreign material when the system (or component) is unattended. An FME cover should meet the following requirements:
- Fire resistant/retardant
 - Non-brittle, non-splitting, non-melting, and thick enough to avoid damage to underlying surfaces
 - Non-tearable (materials such as paper or clear plastic should not be used unless reinforced)
 - Will not damage system or component
 - Will not deteriorate or decompose over time

UPF Housekeeping

- Does not cause any chemical reaction
- Fail-safe design
- Easily detectable and retrievable

3.8.4 FME Dam: a device installed inside a system or component, including a lanyard, for protecting a system or component from intrusion of foreign material.

3.8.5 FME Zone Boundary: a physical boundary around an area, generally consisting of a rope or ribbon, complete with a sign visibly identifying the area as an FME Zone.

3.8.6 Foreign Material: materials that are not part of the system or component as designed, such as dirt, debris, parts, oil, solvents, slag, tools, rags, chemicals, lapping, compounds, grinding/welding particles, and any other item that could affect the intended operation of the system or component.

3.8.7 Immediately Retrievable: can be recovered at once after entry into a system or component. Safety shall always be considered, even though foreign material may be immediately retrievable.

3.8.8 Loss of FME Integrity exists when the following occur:

- Unexpected foreign material is discovered inside a system or component upon initial breach
- Material logged on a PMTL that cannot be accounted for during log reviews or closure activities
- Material found inside an FME Zone is not logged as required
- Material dropped inside an FME Zone is not logged as required
- Material is dropped into a system or component that cannot be immediately retrieved
- Internal barriers fail or external covers are damaged/missing

3.9 Restriction List

Table 2. Restriction List

RESTRICTION	ZONE				
	I	II	III	IV	V
Filtered Air	Yes	No	No	No	No
Material Pre-cleaning	Yes	Yes	No	No	No
Clothing Change	Yes	No	No	No	No
Clean gloves, shoe covers, and head cover	Yes	Yes	No	No	No
Material Accountability	Yes	Yes	Yes	No	No
Personnel Accountability	Yes	Yes	Yes	No	No
Regulation of tobacco use, vaping, eating or drinking	Yes	Yes	Yes	Yes	No

<i>UPF Housekeeping</i>

NOTE 1: *Zone V areas are NOT required to be posted since they fall under general, unrestricted housekeeping requirements.*

NOTE 2: *Through the course of Construction execution, in order to prepare for full implementation, the RS may progressively incorporate the requirements of more restrictive zones prior to officially designating the zone (i.e., in transitioning from V to IV, the RS may eliminate food first, then all drinks except drinking water, and only eliminate consumption of drinking water where and when necessary.*

NOTE 3: *The RS (1) may enforce a more restrictive zone designation for a building, floor within a building, or an area on a floor based on the type of equipment or material being protected, (2) may employ hard or soft barricades to isolate floors within a building or areas on a floor, and (3) shall post signs designating the proper zone. Requirements of UPF-CP-214, Barricades and Signs, shall be followed, using RESTRICTED AREA signs including the zone designation and words specific to the restriction such as NO TOBACCO USE, EATING, OR DRINKING. For Zone IV, areas where drinking water is allowed inside buildings will be designated by the RS.*

3.10 Monitoring Activities

NOTE: *The QA and ES&H organizations may perform surveillances to verify the proper implementation of the UPF Housekeeping program.*

3.10.1 Housekeeping monitoring activities are based on the zone designation as defined in this procedure. When the zones change from one designation to another, the monitoring activities will change accordingly.

3.10.2 Zones I and II shall have the accountability log monitored daily by the RS and QC shall complete a form CFN-1037, *UPF Housekeeping Monitoring Report*, weekly; Zone III shall be managed as part of daily duties by the RS (or designee) and Quality Control shall perform a monthly surveillance and document it on form CFN-1037. Zones IV and V require no documentation and shall be managed as part of daily duties by the Responsible Superintendent (or designee).

3.10.3 The RS and QC, depending on the housekeeping zone, shall complete all appropriate line items and blocks on the Housekeeping Monitoring Report. The items deemed not applicable shall be marked "N/A." The date of the report shall reflect the date monitoring activities were performed.

3.10.4 Housekeeping discrepancies for Zones I and II, which indicate a potential loss of cleanliness, shall be documented on a Nonconformance Report (NCR) in accordance with Y17-95-64-804. Discrepancies for Zone III shall be identified on form CFN-1037, in the comments section, and a copy shall be provided to the RS. Discrepancies not corrected during monitoring shall be documented on an NCR in accordance with Y17-95-64-804.

NOTE: *Construction site roads, access ways, and ramps are inspected monthly by a team consisting of Distribs superintendents and BNI ES&H personnel as part of the Zero Incident Program walkdown. Any issues identified which are not corrected on the spot are added as open items to the ES&H Corrective Action Log and maintained until closure of the actions. A summary of observations made are presented in the ES&H Safety Council meeting each month.*

<i>UPF Housekeeping</i>

3.11 Control of Temporary Material

- 3.11.1 Temporary construction materials, equipment, tools, and supplies shall be maintained in a neat and orderly manner. Such items shall also be segregated as much as practical from permanent Plant materials and equipment.

4.0 RECORDS

Records generated by this Procedure shall be maintained in accordance with Y15-95-800, *UPF Document Management*. Record types for documents managed by the UPF Document Management Center (DMC) in InfoWorks are identified in ML-PS-801768-A004, *Uranium Processing Facility Project Records Retention and Turnover List*, as prescribed by Y15-95-806, *UPF Records Retention and Turnover*. In accordance with E-PROC-3114, *Records Management*, Quality Records are deemed Lifetime or Nonpermanent. The record Quality Type will be identified as Quality-Lifetime (QA-L) or Quality-Nonpermanent (QA-NP) for Quality Records. All non-quality records will be designated Non-Quality (Non-QA).

Records generated during the performance of this Procedure include:

Record or Form Number	Record Title	Record Holder	System/ Location	Document Type	Quality Type
CFN-1037	<i>UPF Housekeeping Monitoring Report</i>	UPF DMC	InfoWorks	HMR	QA-NP
CFN-1038	<i>UPF FME Monitor Checklist - FME Monitor Briefing Sheet</i>	UPF DMC	InfoWorks	FMER	QA-NP
CFN-1039	<i>UPF Personnel, Material, and Tool Log</i>	UPF DMC	InfoWorks	FMEL	QA-NP
CFN-1040	<i>UPF Foreign Material Exclusion Checklist</i>	UPF DMC	InfoWorks	FMCL	QA-NP

5.0 REFERENCES

5.1 Source References

Bechtel Standard Work Process Procedure 4MP-T81-02102, Housekeeping
 PL-PJ-801768-A001, Document Control and Records Management Plan for the Uranium Processing Facility Project
 PL-QA-801768-A001, Bechtel National Incorporated (BNI) Uranium Processing Facility (UPF) Project Quality Assurance Plan
 PL-SH-801768-A007, Bechtel National Inc. (BNI) Uranium Processing Facility (UPF) Environmental Safety and Health (ES&H) Plan
 Y17-95-64-800, UPF Construction Work Control Program
 Y60-95-102PD, UPF Quality Assurance Program Description

5.2 Interfacing References

ASME NQA-1-2008, *Quality Assurance Requirements for Nuclear Facility Applications*, Part II, Subpart 2.3, "Quality Assurance Requirements for Housekeeping at Nuclear Facilities"

E-PROC-3114, *Records Management*

ML-PS-801768-A004, *Uranium Processing Facility Project Records Retention and Turnover List*

10 CFR 851, *Worker Safety and Health Standards*

29 CFR 1910.91, *Housekeeping, General Working Conditions*

29 CFR 1926.25, *Housekeeping, General Safety and Health Provisions*

UPF-CP-202, *UPF Hazard Communication Program*

UPF-CP-211, *Fire Prevention and Protection*

UPF-CP-214, *Barricades and Signs*

Y15-95-200, *UPF Graded Approach to Quality*

Y15-95-800, *UPF Document Management*

Y15-95-806, *UPF Records Retention and Turnover*

Y17-95-64-804, *UPF Construction Nonconformance Reporting and Control*

Y17-95-64-807, *UPF Construction Quality Control Process for Inspection, Testing, and Inspection Records*

Y17-95-64-835, *UPF Piping System Cleanliness*

Y17-95-64-847, *UPF Field Material Control and Traceability*

Y17-95-64-877, *UPF Hot Work Permit*

6.0 SUPPLEMENTAL INFORMATION

Appendix A, *Acronyms and Definitions*

APPENDIX A

Acronyms and Definitions

(Page 1 of 2)

Acronyms

ASME	American Society of Mechanical Engineers
BESH	Bechtel Environmental, Safety & Health
BNI	Bechtel National, Inc.
DMC	Document Management Center
ES&H	Environmental, Safety, & Health
FME	Foreign Material Exclusion
NCR	Nonconformance Report
Non-QA	Non-Quality
OSHA	Occupational Safety and Health Administration
PFE	Project Field Engineer
PFS	Project Field Superintendent
PMTL	Personnel, Material, and Tool Log
QA-L	Quality-Lifetime
QA-NP	Quality-Nonpermanent
QC	Quality Control
QL	Quality Level
RS	Responsible Superintendent
SSC	Structures, Systems, and Components
TECAM	Technical Evaluation of Critical Attributes and Mitigation
UPF	Uranium Processing Facility

APPENDIX A Acronyms and Definitions

(Page 2 of 2)

Definitions

Heavy Cleaning	Includes light cleaning activities plus wiping down desks, tables, countertops, and other items with a damp towel and wet-mopping the floors.
Light Cleaning	Includes dusting, sweeping the floor, emptying trash receptacles, and stowing work items, tools, and accessories.
Permanent Plant Material	Material(s) for construction used as part of the permanent facilities (or plant) or having a direct impact on the quality of completed work and/or field services.
Quality Level (QL) Designator	Used to indicate the level of control(s) and independence that must be applied to an item in order to mitigate risk associated with the critical characteristics designated by Engineering or risk attributes designated by the owner. Quality level designators are obtained from Y15-95-200, <i>UPF Graded Approach to Quality</i> .
Sanitized Cleaning	Includes heavy cleaning activities plus using sanitizing cleaning compounds to clean toilets, sinks, and wet-mopping floors.
Structures, Systems, and Components (SSC)	Refers collectively to the following: <ul style="list-style-type: none"> • Structures are elements providing support or enclosure (e.g., buildings, freestanding tanks, basins, dikes, and stacks) • Systems are collections of components assembled to perform a function (e.g., piping, cable trays, conduits, heating, ventilation, fire protection, and air conditioning) • Components are items of equipment (e.g., pumps, valves, relays, dollies, or carts, as well as elements of a larger array, such as computer software, lengths of pipe, elbows, and reducers)
System Internal Cleanliness	Refers to internal areas of system piping and components.

DISCLAIMER

This work of authorship and those incorporated herein were prepared by Consolidated Nuclear Security, LLC (CNS) as accounts of work sponsored by an agency of the United States Government under Contract DE-NA-0001942. Neither the United States Government nor any agency thereof, nor CNS, nor any of their employees, makes any warranty, express or implied, or assumes any legal liability or responsibility to any non-governmental recipient hereof for the accuracy, completeness, use made, or usefulness of any information, apparatus, product, or process disclosed, or represents that its use would not infringe privately owned rights. Reference herein to any specific commercial product, process, or service by trade name, trademark, manufacturer, or otherwise, does not necessarily constitute or imply its endorsement, recommendation, or favoring by the United States Government or any agency or contractor thereof, or by CNS. The views and opinions of authors expressed herein do not necessarily state or reflect those of the United States Government or any agency or contractor (other than the authors) thereof.

COPYRIGHT NOTICE

This document has been authored by Consolidated Nuclear Security, LLC, under Contract DE-NA-0001942 with the U.S. Department of Energy/National Nuclear Security Administration, or a subcontractor thereof. The United States Government retains and the publisher, by accepting the document for publication, acknowledges that the United States Government retains a nonexclusive, paid-up, irrevocable, world-wide license to publish or reproduce the published form of this document, prepare derivative works, distribute copies to the public, and perform publicly and display publicly, or allow others to do so, for United States Government purposes.