

UPF PAGE/PROCEDURE CHANGE NOTICE (PRCN)

PRCN Number:	PRCN-Y17-95-64-875-R02-04	Effective Date:	03/29/23
NOTE: PRCN Effective Date cannot precede effective date of associated document.			
<input checked="" type="checkbox"/> Intent Change		<input type="checkbox"/> Non-Intent Change	
Associated Document Number:	Y17-95-64-875	Rev:	2
Associated Document Title:	UPF Control of Hoisting and Rigging Equipment		
Justification for Change:	This PRCN is in response to Action 10 of Condition Report 25774-000-GCA-GAM-03941, <i>CNS Concerns with BNI Compliance with Records Identification and Retention Requirements (CNS letter 25774-22-CNS-017) [*CA]</i>		
Identify the scope of the change, including mark-up (i.e., strike-through for deletions, colored text for additions) of any new, removed, or changed content.			
Update to 3.2.1 Craft Rigging Loft Attendant			
FROM:			
3.2.1 Craft Rigging Loft Attendant			
<ul style="list-style-type: none"> Ensures all H&R checked out of the Rigging Loft is documented using project approved means (e.g., Toolhound™ electronic database or CFN 1147, Issue/Transfer/Return of Hoisting & Rigging Hardware). Performs and documents periodic inspections of H&R hardware as determined by the Indirects Manager (or designee) using the applicable inspection forms: <ul style="list-style-type: none"> CFN 1148, Alloy Steel Chain Sling Periodic Inspection CFN 1149, Rigging Hooks Periodic Inspection CFN 1150, Wire Rope Sling Periodic Inspection CFN 1151, Synthetic Roundsling Periodic Inspection CFN 1152, Synthetic Webbing Sling Periodic Inspection CFN 1153, Structural and Mechanical Lifting Device Periodic Inspection CFN 1154, Manual Lever Operated Hoist Periodic Inspection CFN 1155, Hand Chain Operated Hoist Periodic Inspection CFN 1156, Electric or Air Powered Hoist Periodic Inspection 			
TO:			
3.2.1 Craft Rigging Loft Attendant			
<ul style="list-style-type: none"> Ensures all H&R checked out of the Rigging Loft is documented using the ToolHound™ electronic database. Toolhound electronic database is controlled by Y60-95-015, Uranium Processing Facility Software Quality Assurance. A final report on the H&R items will be produced from ToolHound and submitted at the end of the Project. (CFN-1147, Hoisting and Rigging Hardware, may be used as a backup in the event ToolHound is unavailable). 			
Remove list of forms from fourth bulleted item:			
<ul style="list-style-type: none"> Performs and documents periodic inspections of H&R hardware as determined by the Indirects Manager (or designee) using the applicable inspection forms (as referenced in 4.0, Records, and 5.3, Forms). <ul style="list-style-type: none"> CFN 1148, Alloy Steel Chain Sling Periodic Inspection CFN 1149, Rigging Hooks Periodic Inspection CFN 1150, Wire Rope Sling Periodic Inspection CFN 1151, Synthetic Roundsling Periodic Inspection CFN 1152, Synthetic Webbing Sling Periodic Inspection CFN 1153, Structural and Mechanical Lifting Device Periodic Inspection CFN 1154, Manual Lever Operated Hoist Periodic Inspection CFN 1155, Hand Chain Operated Hoist Periodic Inspection CFN 1156, Electric or Air Powered Hoist Periodic Inspection 			

UCN-23182 (01-17-2023)

Y15-95-235

Y15-95-236

Page 1 of 3

RC-UPF DMC

03/29/23 10:36

UPF PAGE/PROCEDURE CHANGE NOTICE (PRCN)

Update to 4.0 Records Section

FROM:

~~Records generated by this procedure shall be maintained in accordance with Y15-95-800, UPF Document Management. Record types for documents submitted to the UPF Document Management Center (DMC) are identified in ML-PS-801768-A001, Uranium Processing Facility Project Master Document Type List. Quality Type is listed as Quality Lifetime (QA-L), Quality Nonpermanent (QA-NP), or Non-Quality (Non-QA).~~

~~Records generated during the performance of this procedure include:~~

Record Number	Record Title	Record Holder	System/ Location	Quality Type
CFN-1147	Issue/Transfer/Return of Hoisting & Rigging Hardware	UPF DMC	InfoWorks	QA-NP
CFN-1148	Alloy Steel Chain Sling — Periodic Inspection	UPF DMC	InfoWorks	QA-NP
CFN-1149	Rigging Hooks — Periodic Inspection	UPF DMC	InfoWorks	QA-NP
CFN-1150	Wire Rope Sling — Periodic Inspection	UPF DMC	InfoWorks	QA-NP
CFN-1151	Synthetic Roundsling — Periodic Inspection	UPF DMC	InfoWorks	QA-NP
CFN-1152	Synthetic Webbing Sling — Periodic Inspection	UPF DMC	InfoWorks	QA-NP
CFN-1153	Structural and Mechanical Lifting Device — Periodic Inspection	UPF DMC	InfoWorks	QA-NP
CFN-1154	Manual Lever Operated Hoist — Periodic Inspection	UPF DMC	InfoWorks	QA-NP
CFN-1155	Hand Chain Operated Hoist — Periodic Inspection	UPF DMC	InfoWorks	QA-NP
CFN-1156	Electric or Air Powered Hoist — Periodic Inspection	UPF DMC	InfoWorks	QA-NP

TO:

4.0 RECORDS

Records generated by this Document shall be maintained in accordance with Y15-95-800, UPF Document Management.

The following records generated are:

Record Number	Record Title	System/ Location	Document Type
Document Specific	Toolhound Hoisting and Rigging Final Report (forms may be used in the event ToolHound is unavailable) (may include CFN-1147, CFN-1148, CFN- 1149, CFN-1150, CFN-1151, CFN-1152, CFN-1153, CFN- 1154, CFN-1155, CFN-1156)	InfoWorks	RP



UPF PAGE/PROCEDURE CHANGE NOTICE (PRCN)

Remove From 5.2 Interfacing References:

~~ML-PS-801768-A001 Uranium Processing Facility Project Master Document Type List~~

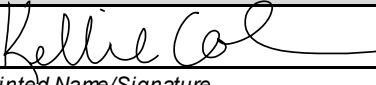



Add to Section 5.2, Interfacing References

Y60-95-015, *Uranium Processing Facility Software Quality Assurance*

Add New Section 5.3, Forms:

5.3 Forms

- CFN-1147, *Hoisting and Rigging Hardware*
- CFN-1148, *Alloy Steel Chain Sling – Periodic Inspection*
- CFN-1149, *Rigging Hooks – Periodic Inspection*
- CFN-1150, *Wire Rope Sling – Periodic Inspection*
- CFN-1151, *Synthetic Roundsling – Periodic Inspection*
- CFN-1152, *Synthetic Webbing Sling – Periodic Inspection*
- CFN-1153, *Structural and Mechanical Lifting Device Periodic Inspection*
- CFN-1154, *Manual Lever Operated Hoist Periodic Inspection*
- CFN-1155, *Hand Chain Operated Hoist Periodic Inspection*
- CFN-1156, *Electric- or Air- Powered Hoist Periodic Inspection*

Preparer			
UPF Construction Issues Management	Kellie R. Coleman	 Printed Name/Signature	03/27/23 Date
Approval			
Project Quality Manager, BNI	Robert L. Steele	 Printed Name/Signature	03/29/23 Date
UPF Project Field Engineer	Bradley A. Lewis	 Printed Name/Signature	03/27/23 Date
UPF Site Manager	Gary J. Cough	 Printed Name/Signature	03/29/23 Date



THE NATION'S
URANIUM
PROCESSING
FACILITY

UPF PAGE/PROCEDURE CHANGE NOTICE (PRCN)

PRCN Number:	PRCN-Y17-95-64-875-R02-03	PRCN Rev:	0	Effective Date:	04/07/2022
NOTE: PRCN Effective Date cannot precede effective date of associated document.					
<input type="checkbox"/> PRCN Eligible Intent Change <input checked="" type="checkbox"/> Non-Intent Change					
Associated Document Number:	Y17-95-64-875	Rev:	2		
Associated Document Title: UPF Control of Hoisting and Rigging Equipment					
This change is in response to CR 25774-000-GCA-GAM-03497: Y-12 APMO-O-4-Expanded List of Equipment to be included in the Quarterly Inspection Process (ASRP-C&ESH-7.26.2021-919999), Action 4					
Section 1.1 Purpose					
From:					
This procedure provides requirements for the inspection and testing of hardware used for hoisting and rigging (H&R) at the Uranium Processing Facility (UPF) construction sites. These requirements are intended to ensure adequate and timely inspections to prevent the use of damaged or degraded H&R hardware.					
To:					
This procedure provides requirements for the inspection and testing of hardware used for hoisting and rigging (H&R) at the Uranium Processing Facility (UPF) construction sites. These requirements are intended to ensure adequate and timely inspections to prevent the use of damaged or degraded H&R hardware. For the purposes of this procedure the terms H&R hardware and rigging hardware will be used synonymously to mean rigging gear which includes all components which could be attached to the hook of a crane, other equipment, or supports used in the process of lifting loads.					

Preparer		
UPF Construction Issues Management Procedure Compliance:	Mark W. Murdock	03/30/22
	<i>Mark W. Murdock</i> Printed Name/Signature	Date
Approval		
Project Quality Manager, BNI:	Robert L. Steele	03/30/22
	<i>Robert L. Steele</i> Printed Name/Signature	Date
UPF Project Field Engineer:	Justin R. Swanson	04/07/22
On Behalf Of:	Bradley Lewis	<i>Bradley Lewis</i> Printed Name/Signature
	Date	
UPF Site Manager:	Robert S. Solberg	03/31/22
	<i>Robert S. Solberg</i> Printed Name/Signature	Date

RC-UPF DMC
04/07/22 15:17



THE NATION'S
URANIUM
PROCESSING
FACILITY

UPF CHANGE NOTICE (PCN) FORM

PCN Number:	PRCN-Y17-95-64-875-R02-02	PCN Rev: 0	Effective Date: 05/13/20
Associated Document Number:	Y17-95-64-875		Rev: 2
Associated Document Title:	<i>UPF Control of Hoisting and Rigging Equipment</i>		
Identify the scope of the change, including any new, removed, or changed content. Include any references, such as Condition Reports that are driving the change:			
<u>Section 3.1.3 – Fourth Bullet</u>			
Change From			
<ul style="list-style-type: none"> ○ Quarterly inspections may be performed within a grace period of seven (7) calendar days before the beginning of each quarter to seven (7) calendar days into the beginning of each quarter. For example, April 1 is on a Tuesday. The grace period starts on Tuesday, March 25, and ends Tuesday, April 8. 			
Change To			
<ul style="list-style-type: none"> ○ Quarterly inspections are performed in accordance with ML-SH-801768-A001, <i>UPF Color Code List for Documentation of Inspections</i>. 			
<u>Section 5.2, Interfacing References</u>			
Add ML-SH-801768-A001, <i>UPF Color Code List for Documentation of Inspections</i>			

Implements Quality Requirements (Choose One)			
<input type="checkbox"/> None	<input checked="" type="checkbox"/> BNI	<input type="checkbox"/> CNS	<input type="checkbox"/> BNI & CNS
Preparer			
UPF Construction Issues Management Procedure Compliance:	Tammy D. Threat		05/06/20
	Printed Name/Signature		Date
Approval			
UPF Project Field Engineer:	Bryan C. Leber		05/13/20
	Printed Name/Signature		Date
UPF Site Manager:	W. Dave Ross		05/08/20
	Printed Name/Signature		Date

RC-UPF DMC

05/13/20 08:41



THE NATION'S
URANIUM
PROCESSING
FACILITY

UPF CHANGE NOTICE (PCN) FORM

PCN Number:	PRCN-Y17-95-64-875-R02-01	PCN Rev:	0	Effective Date:	03/17/20
Associated Document Number:	Y17-95-64-875			Rev:	2
Associated Document Title:	<i>UPF Control of Hoisting and Rigging Equipment</i>				
Identify the scope of the change, including any new, removed, or changed content. Include any references, such as Condition Reports that are driving the change:					
Section 3.1.1					
Change From:					
<ul style="list-style-type: none"> • Ensures documentation, Certificate of Compliance, Proof Test (as required), Non-Destructive Examination (NDE), is included as a requirement in all purchase requisitions for H&R hardware. • Documentation of Proof Test is required for the following: <ul style="list-style-type: none"> ○ Wire rope slings over 1-1/4" diameter, all braided and grommet wire rope slings ○ Synthetic slings 50 tons or greater capacity ○ All shackles 55 tons or greater capacity ○ All spreader bars, lift beams and frames, and specially designed lifting devices • The remainder of the H&R hardware shall follow American Society of Mechanical Engineers (ASME) or industry-recognized standards. 					
Change To:					
<ul style="list-style-type: none"> • Ensures documentation such as Certificate of Compliance / Conformance, Proof Test (as required), Non-Destructive Examination (NDE) (as required), is included as a requirement in all purchase requisitions for H&R hardware. • H&R hardware shall follow American Society of Mechanical Engineers (ASME), Occupational Safety and Health Administration (OSHA) or industry-recognized standards. 					
Section 3.1.2					
Change From:					
3.1.2 Hoisting and Rigging Subject Matter Expert					
<ul style="list-style-type: none"> • Approves purchase requisitions for H&R hardware. 					

Implements Quality Requirements (Choose One)			
<input type="checkbox"/> None	<input checked="" type="checkbox"/> BNI	<input type="checkbox"/> CNS	<input type="checkbox"/> BNI & CNS
Preparer			
UPF Construction Issues Management Procedure Compliance:	Tammy Threat		02/12/20
		<small>Printed Name/Signature</small>	<small>Date</small>
Approval			
Project Quality Manager, BNI:	Steven Gauthier		02/12/20
		<small>Printed Name/Signature</small>	<small>Date</small>
UPF Project Field Engineer:	Bryan Leber		02/14/20
		<small>Printed Name/Signature</small>	<small>Date</small>
UPF Site Manager:	Dave Ross		03/02/20
		<small>Printed Name/Signature</small>	<small>Date</small>



UPF CHANGE NOTICE (PCN) FORM

PCN Number: PRCN-Y17-95-64-875-R02-01	PCN Rev: 0
<p><u>Section 3.1.2 (cont'd)</u></p> <p>Change To:</p> <p>3.1.2 Hoisting and Rigging Subject Matter Expert</p> <ul style="list-style-type: none"> • Approves purchase requisitions for H&R hardware. • Determine the Proof Test and NDE requirements on a case by case basis. <p>Provide Guideline on Hoisting / Rigging Hardware Procurement, Testing and proper usage.</p> <p><u>Section 3.1.3 First Bullet</u></p> <p>Change From:</p> <p>3.1.3 Craft Rigging Loft Attendant</p> <p>Confirms receipt of required documentation when H&R hardware is received. Rigging hardware shall not be put into service until receiver confirms the following documentation accompanies the hardware:</p> <ul style="list-style-type: none"> • Certificate of Compliance <p>NOTE: <i>The requirement to proof test shall be established by applicable ASME, Occupational Safety and Health Administration (OSHA), or other industry standards. Therefore, some rigging equipment may be exempt from proof testing. In this case, the H&R SME should be consulted to determine whether proof test documentation should be purchased.</i></p> <ul style="list-style-type: none"> • Documentation of Proof Test (as required) • Documentation of NDE <p>Change To:</p> <p>3.1.3 Craft Rigging Loft Attendant</p> <p>Confirms receipt of required documentation when H&R hardware is received. Rigging hardware shall not be put into service until receiver confirms the following documentation accompanies the hardware:</p> <ul style="list-style-type: none"> • Certificate of Compliance • Documentation of Proof Test (as required) <p>NOTE: <i>The requirement to proof test shall be established by applicable ASME, Occupational Safety and Health Administration (OSHA), or other industry standards. Therefore, some rigging equipment may be exempt from proof testing. In this case, the H&R SME should be consulted to determine whether proof test documentation should be purchased.</i></p> <ul style="list-style-type: none"> • Documentation of NDE (as required) <p>NOTE: <i>Standard off the self-items such as Slings, shackles, Hoist Rings, Beam clamps, Chain / lever blocks, Lift / Spreader bars etc. are exempted from NDE Requirement. Custom designed and fabricated items do require NDE. H & R SME shall make determination of NDE requirement on a case by case basis.</i></p>	

UPF Control of Hoisting and Rigging Equipment



Preparer:

George J. Vellaringattu

George Vellaringattu
UPF Construction Field Engineer

08/22/18

Date

Quality
Implementing
Approval:

Bob Steele

Bob Steele

For Tonya Grace

Tonya Grace
Project Quality Manager, BNI

10/18/18

Date

Approval:

Michael Martinez

Michael Martinez
UPF Project Field Engineer

08/27/18

Date

Dave Ross

Dave Ross
UPF Construction Manager

09/14/18

Date

10/23/18

Effective Date

RC-UPF DMC

10/23/18 07:18

REVISION LOG

Revision	Description	Intent	Non Intent
2	<p>This revision further aligns with 4MP-T81-01903, Appendix A, <i>Lifting Equipment and Rigging Hardware</i>, in the following ways:</p> <ul style="list-style-type: none"> • Clarified requirements for the documentation of proof testing. • Expanded on rigging hardware inspection requirements. <p>Revision bars used.</p>	X	
1	<p>Major Revision – no revision bars used.</p> <p>This revision incorporates and supersedes CNS Blue sheet CNS-Y17-95-64-875.</p> <p>This revision re-aligned format, updated references to current, and added roles and responsibilities for performers.</p>	X	
Previous revisions	On record	N/A	

CONTENTS

1.0 INTRODUCTION.....	4
1.1 Purpose.....	4
1.2 Scope.....	4
2.0 RESPONSIBILITIES	4
2.1 UPF Construction Manager.....	4
2.2 Project Field Superintendent.....	4
2.3 Project Field Engineer.....	4
2.4 Hoisting and Rigging Subject Matter Expert.....	4
2.5 Rigging Supervisor	4
2.6 Indirects Manager.....	4
3.0 PROCESS	5
3.1 Hoisting/Rigging Hardware Procurement.....	5
3.2 Control of Hoisting/Rigging Equipment.....	6
4.0 RECORDS.....	7
5.0 REFERENCES	7
5.1 Source References.....	7
5.2 Interfacing References.....	8
5.3 Forms.....	8
6.0 SUPPLEMENTAL INFORMATION.....	8
APPENDIX A Acronyms and Definitions.....	9

1.0 INTRODUCTION

1.1 Purpose

This procedure provides requirements for the inspection and testing of hardware used for hoisting and rigging (H&R) at the Uranium Processing Facility (UPF) construction sites. These requirements are intended to ensure adequate and timely inspections to prevent the use of damaged or degraded H&R hardware. For the purposes of this procedure the terms H&R hardware and rigging hardware will be used synonymously to mean rigging gear which includes all components which could be attached to the hook of a crane, other equipment, or supports used in the process of lifting loads.

1.2 Scope

This procedure is applicable to all construction rigging work operations performed under the administrative control of the UPF Construction organization.

Applicability to subcontractor employees is as specified in subcontract language.

2.0 RESPONSIBILITIES

2.1 UPF Construction Manager

The Construction Manager is responsible for ensuring that the requirements of this procedure are properly implemented.

2.2 Project Field Superintendent

The Project Field Superintendent (PFS) is responsible for ensuring the requirements of this procedure are properly implemented and supervising superintendents providing supervision and coordination of craft labor.

2.3 Project Field Engineer

The Project Field Engineer (PFE) is responsible for ensuring that the requirements of this procedure are properly implemented and supervising field engineering personnel providing technical support of installation operations.

2.4 Hoisting and Rigging Subject Matter Expert

The H&R Subject Matter Expert (SME) is responsible for overseeing the implementation of the construction H&R procedures and approving all purchase requisitions for H&R hardware.

2.5 Rigging Supervisor

The Rigging Supervisor is responsible for ensuring establishment of a controlled access storage area (referred to as the Rigging Loft) for H&R hardware and ensuring competent persons are assigned as rigging loft attendants (RLA).

2.6 Indirects Manager

Ensure that an approved H&R hardware database, for example, Toolhound™ is established and maintained OR that H&R hardware is tracked via manual means (e.g., CFN-1147, *Hoisting and Rigging Hardware*, if database is not available).

3.0 PROCESS

3.1 Hoisting/Rigging Hardware Procurement

3.1.1 Requestor

- Ensures documentation such as Certificate of Compliance / Conformance, Proof Test (as required), Non-Destructive Examination (NDE) (as required), is included as a requirement in all purchase requisitions for H&R hardware
- H&R hardware shall follow American Society of Mechanical Engineers (ASME), Occupational Safety and Health Administration (OSHA) or industry-recognized standards

3.1.2 Hoisting and Rigging Subject Matter Expert

- Approves purchase requisitions for H&R hardware.
- Determines the Proof Test and NDE requirements on a case by case basis.
- Provides Guideline on Hoisting/Rigging Hardware Procurement, Testing and proper usage

3.1.3 Craft Rigging Loft Attendant

- Confirms receipt of required documentation when H&R hardware is received. Rigging hardware shall not be put into service until receiver confirms the following documentation accompanies the hardware:
 - Certificate of Compliance
 - Documentation of Proof Test (as required)

NOTE: *The requirement to proof test shall be established by applicable ASME, Occupational Safety and Health Administration (OSHA), or other industry standards. Therefore, some rigging equipment may be exempt from proof testing. In this case, the H&R SME should be consulted to determine whether proof test documentation should be purchased.*

- Documentation of NDE (as required)

NOTE: *Standard off the self-items such as Slings, shackles, Hoist Rings, Beam clamps, Chain / lever blocks, Lift / Spreader bars etc. are exempted from NDE Requirement. Custom designed and fabricated items do require NDE. H & R SME shall make determination of NDE requirement on a case by case basis.*

- Confirms H&R hardware has the manufacturer's markings. Rigging hardware will not be put into service until receiver confirms that each piece of hardware has, at a minimum, the following marking per ANSI B30:
 - Name or trademark or manufacturer
 - Rated loads for the type(s) of hitch(s) used and the angle upon which it is based, if required
 - Diameter or size, if required
 - Rated capacities
- Assigns (if feasible) a unique identification number to each component for looking up records to verify inspections or qualifications have been met.

UPF Control of Hoisting and Rigging Equipment

- Tags the H&R hardware with a color code when it passes the quarterly inspection, according to the following table:

Quarter	Months	Color
1	<i>January, February, March</i>	Yellow
2	<i>April, May, June</i>	Green
3	<i>July, August, September</i>	Red
4	<i>October, November, December</i>	Blue

- No written documentation of this inspection is required. The color codes serve as compliance with this inspection standard.
 - Quarterly inspections are performed in accordance with ML-SH-801768-A001, *UPF Color Code List for Documentation of Inspections*
- Hoist and rigging maintained at the Rigging Loft shall be considered in storage. Rigging in storage without current inspections will be inspected and tagged prior to use.

3.1.4 If hardware is determined to be S/CI, the hardware must be reported and provided to the UPF Suspect/Counterfeit Item Coordinator. Inspection of H&R hardware for the presence of suspect/counterfeit items (SCIs) shall be performed in accordance with Y15-95-819PD, *UPF Suspect/Counterfeit Item Program Description*.

3.2 Control of Hoisting/Rigging Equipment

3.2.1 Craft Rigging Loft Attendant

- Ensures all H&R checked out of the Rigging Loft is documented using the ToolHound™ electronic database. Toolhound electronic database is controlled by Y60-95-015, *Uranium Processing Facility Software Quality Assurance*. A final report on the H&R items will be produced from ToolHound and submitted at the end of the Project. (CFN-1147, *Hoisting and Rigging Hardware*, may be used as a backup in the event ToolHound is unavailable).
- Any rigging hardware that has been inspected and does not meet the ANSI B30 specifications or other internationally-recognized specifications shall be destroyed or returned to the vendor for repair and recertification.
- Confirms inspection is current before issuing hardware.
- Performs and documents periodic inspections of H&R hardware as determined by the Indirects Manager (or designee) using the applicable inspection forms (as referenced in 4.0, *Records*, and 5.3, *Forms*)
- Removes from service and disposes of hardware that fails inspection and cannot be repaired.
- If worn/damaged H&R hardware is repairable, repairs per manufacturer’s instructions.
- If manufacturer stipulates, performs load test as described in the manufacturer’s literature after repair.

NOTE: *Only Qualified Riggers will be allowed to check out H&R hardware.*

- Issues hardware to Qualified Riggers.

PRCN 02

PRCN 04

PRCN 04

UPF Control of Hoisting and Rigging Equipment

3.2.2 Qualified Rigger

- Ensures all H&R hardware checked out of the Rigging Loft is stored in controlled access areas when not in use.
- Checks the inspection date on the hardware each time it is used.
- Visually inspects H&R prior to each use or at the start of every shift.
- IF the hardware inspection date has expired or hardware is damaged, tag the hardware “Do Not Use or Operate” and return the hardware to the Rigging Loft for inspection.

3.2.3 Indirects Manager

- Ensures a H&R hardware database is established and maintained.

4.0 RECORDS

Records generated by this Document shall be maintained in accordance with Y15-95-800, UPF Document Management.

The following records generated are:

Record Number	Record Title	System/ Location	Document Type
Document Specific	Toolhound Hoisting and Rigging Final Report (forms may be used in the event ToolHound is unavailable) (may include CFN-1147, CFN-1148, CFN- 1149, CFN-1150, CFN-1151, CFN-1152, CFN-1153, CFN- 1154, CFN-1155, CFN-1156)	InfoWorks	RP

PRCN 04

5.0 REFERENCES

5.1 Source References

- 29 CFR 1910, General Industry
- 29 CFR 1926, *Construction*
- 4MP-T81-01903, Appendix A, Lifting Equipment and Rigging Hardware
- ANSI B30.10, *Hooks*
- ANSI B30.11, *Monorails and Under Hung Cranes*
- ANSI B30.16, *Overhead Hoists*
- ANSI B30.2, *Over Head and Gantry Cranes*
- ANSI B30.5, *Mobile and Locomotive Cranes*
- ANSI B30.9, *Slings*
- ASME B30.1, *Jacks*
- ASME B30.20, *Below-the-Hook Lifting Devices*
- ASME B30.23, *Personnel Lifting Systems*
- ASME B30.26, *Rigging Hardware*

ASME B30.9, *Slings*

ASME Design Standard BTH-1 2008, *Design of Below-the-Hook Lifting Devices*

DOE P 450.4, *Safety Management System Policy*

OSHA Regulation – 29 CFR Part 1926, Subpart H, 1926.251, *Rigging Equipment for Material Handling*

OSHA Regulation – 29 CFR Part 1926, Subpart N, 1926.550, *Cranes and Derricks*

Y15-95-200, *UPF Graded Approach to Quality*

Y17-95-64-800, *UPF Construction Work Control Program*

Y17-95-64-871, *UPF Construction Hoisting and Rigging Work Operations*

Y17-95-64-872, *UPF Cranes Use and Operation*

Y60-95-102PD, *UPF Quality Assurance Program Description*

5.2 Interfacing References

ML-SH-801768-A001, *UPF Color Code List for Documentation of Inspections*

Y15-95-800, *UPF Document Management*

Y15-95-819PD, *UPF Suspect/Counterfeit Item Program Description*

Y60-95-015, *Uranium Processing Facility Software Quality Assurance*

5.3 Forms

CFN-1147, *Hoisting and Rigging Hardware*

CFN-1148, *Alloy Steel Chain Sling – Periodic Inspection*

CFN-1149, *Rigging Hooks – Periodic Inspection*

CFN-1150, *Wire Rope Sling – Periodic Inspection*

CFN-1151, *Synthetic Roundsling – Periodic Inspection*

CFN 1152, *Synthetic Webbing Sling – Periodic Inspection*

CFN-1153, *Structural and Mechanical Lifting Device Periodic Inspection*

CFN-1154, *Manual Lever Operated Hoist Periodic Inspection*

CFN-1155, *Hand Chain Operated Hoist Periodic Inspection*

CFN-1156, *Electric- or Air- Powered Hoist Periodic Inspection*

6.0 SUPPLEMENTAL INFORMATION

Appendix A, Acronyms and Definitions

APPENDIX A Acronyms and Definitions

ACRONYMS:

ASME	American Society of Mechanical Engineers
BEO	Bechtel Equipment Operations
H&R	Hoisting and Rigging
NDE	Non-Destructive Examination
OSHA	Occupational Safety and Health Administration
PFE	Project Field Engineer
PFS	Project Field Superintendent
RLA	Rigging Loft Attendant
SME	Subject Matter Expert
UPF	Uranium Processing Facility

DEFINITIONS:

Operational Test	A test, with or without a load, to determine the operating capability of the rigging hardware.
Periodic Inspection	An inspection performed by a designated person who documents the apparent external conditions to provide the basis for continuing use of the piece of rigging hardware and also after use. It may also include disassembly for internal examination, non-destructive examination (MT or PT), or rated load testing. Written records are to be retained. Additional inspections may be required by manufacturer's recommendations or as directed by the Construction Hoisting and Rigging SME.
Rated Load Test	A proof test designed to confirm the load rating of handling rigging hardware.
Rigging Hardware	A mechanical device used to move hardware or materials.
Testing	The determination or verification of the capability of hardware to meet specified requirements by subjecting the rigging hardware to a set of physical, environmental, non-destructive examination, or operating tests.

DISCLAIMER

This work of authorship and those incorporated herein were prepared by Consolidated Nuclear Security, LLC (CNS) as accounts of work sponsored by an agency of the United States Government under Contract DE-NA-0001942. Neither the United States Government nor any agency thereof, nor CNS, nor any of their employees, makes any warranty, express or implied, or assumes any legal liability or responsibility to any non-governmental recipient hereof for the accuracy, completeness, use made, or usefulness of any information, apparatus, product, or process disclosed, or represents that its use would not infringe privately owned rights. Reference herein to any specific commercial product, process, or service by trade name, trademark, manufacturer, or otherwise, does not necessarily constitute or imply its endorsement, recommendation, or favoring by the United States Government or any agency or contractor thereof, or by CNS. The views and opinions of authors expressed herein do not necessarily state or reflect those of the United States Government or any agency or contractor (other than the authors) thereof.

COPYRIGHT NOTICE

This document has been authored by Consolidated Nuclear Security, LLC, under Contract DE-NA-0001942 with the U.S. Department of Energy/National Nuclear Security Administration, or a subcontractor thereof. The United States Government retains and the publisher, by accepting the document for publication, acknowledges that the United States Government retains a nonexclusive, paid-up, irrevocable, world-wide license to publish or reproduce the published form of this document, prepare derivative works, distribute copies to the public, and perform publicly and display publicly, or allow others to do so, for United States Government purposes.